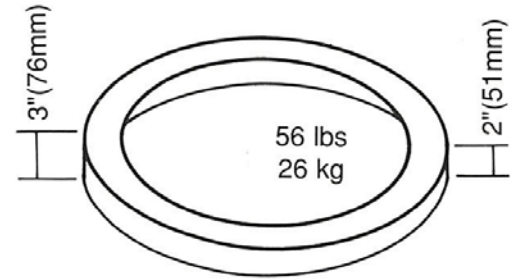
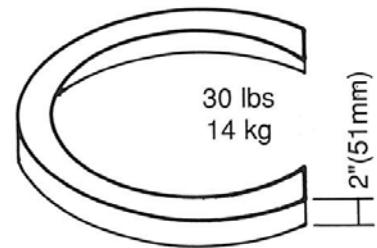


SKETCH VIEW

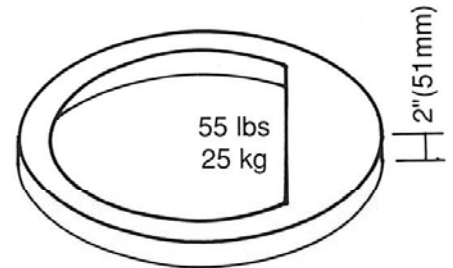
Also Available



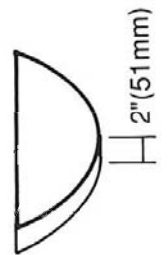
3"(76mm) - 2"(51mm)
sloped catch basin ring



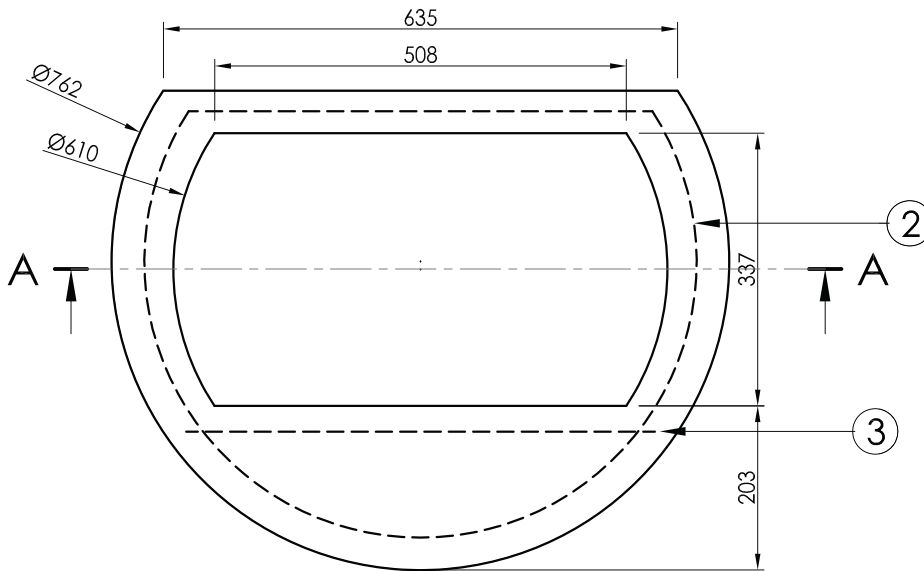
2"(51mm) thick Cee ring



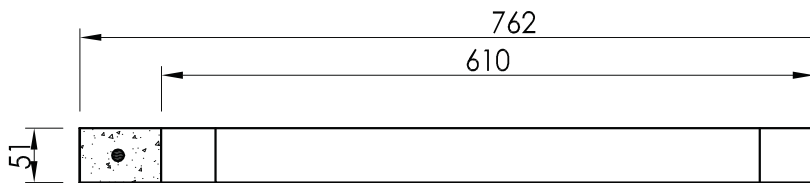
2"(51mm) thick Cee Dee ring



2"(51mm) thick Dee block



PLAN VIEW
SCALE : 1:8



SECTION A-A
SCALE : 1:8

ESTIMATED WEIGHT 20KG



PRODUCT:
CBDR
DESCRIPTION:
Catch Basin "D" Ring 2" Thick 44#

Drawn :
A.M.
Date :
2611/2014
Approved :
Load Rating:
Rev. No.
Scale :
As Shown

Catalogue No.

CBDR

Dwg. No.
CBDR-1

This drawing is the property of the Diamond Precast Concrete. All information contained herein is confidential and may not be used in whole or in part without written permission from the owner.

Sheet No.

1 OF 1